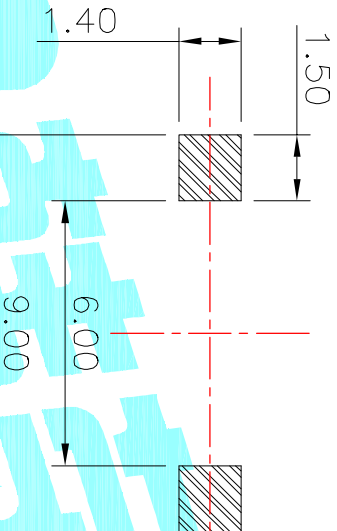
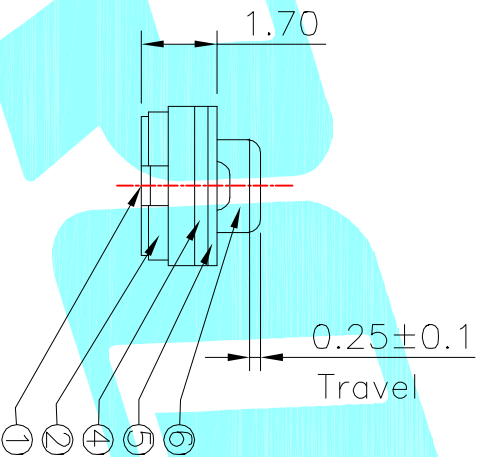
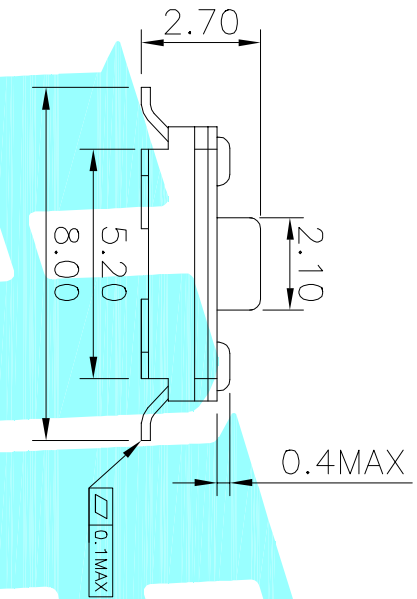


Circuit Diagram



NO.1	
PART NO	vigor
3	180±30
4	250±30

NO.2-NO.3	
PART NO	NOTE
01~99	SERIAL NUMBER

- Typical Specifications
1. Rating : DC 12V 50mA
  2. Contact Resistance:  $\leq 100m\Omega$
  3. Insulation Resistance:  $\geq 100M\Omega$  DC250V
  4. Operating Temperature Range:  $-25^{\circ}C$  +80 $^{\circ}C$
  5. Ambient Humidity Used:  $\leq 85\%RH$
  6. Travel: 0.25±0.1mm
  7. Life : 100,000 Cycles
  8. IP Rating: IP65

ITEM	PART NAME	TER'NO.	QTY.	MATERIAL	FINISHING	REMARK
⑥	Cover	---	1	SUS	Tin Plated	---
⑤	Keystroke	---	1	Nylon	Red	---
④	Waterproof Silicone	---	1	Silica gel	Black	---
③	Contact	---	1	F.Ag/SUS	Plating silver	---
②	Base	---	1	Nylon	Black	---
①	Terminal	---	2	Copper(0.2t)	Plating silver	---

APPROVALS		DATE
DRAWN	J.X.Zhang	2014/6/13

TITLE: TACT SWITCHS

PART NO. K2-1107SP-ADSW-□□

SCALE: 1:1

UNIT: mm

DRAWING NO. SHEET 1 OF 1

ECN NO.	REV.	DATE.	DESCRIPTION.	CHANGE.	CHECK.	APPRO.
	A		NEW			